


Students logging on at home- using a laptop/computer


1. Log on to the school website <https://stocksbridgehigh.co.uk/>
 - Click sharepoint online at the bottom of the page.



- Click on nine dots at top left of page



- Click on Teams app



2. Insert student's school email address. E.g. student@stocksbridgehigh.sheffield.sch.uk



Sign in

Email, phone, or Skype

No account? [Create one!](#)

[Can't access your account?](#)

[Sign-in options](#)

Next

- Enter password for computers at school.



[redacted]@stocksbridgehigh.sheffield.sch.uk

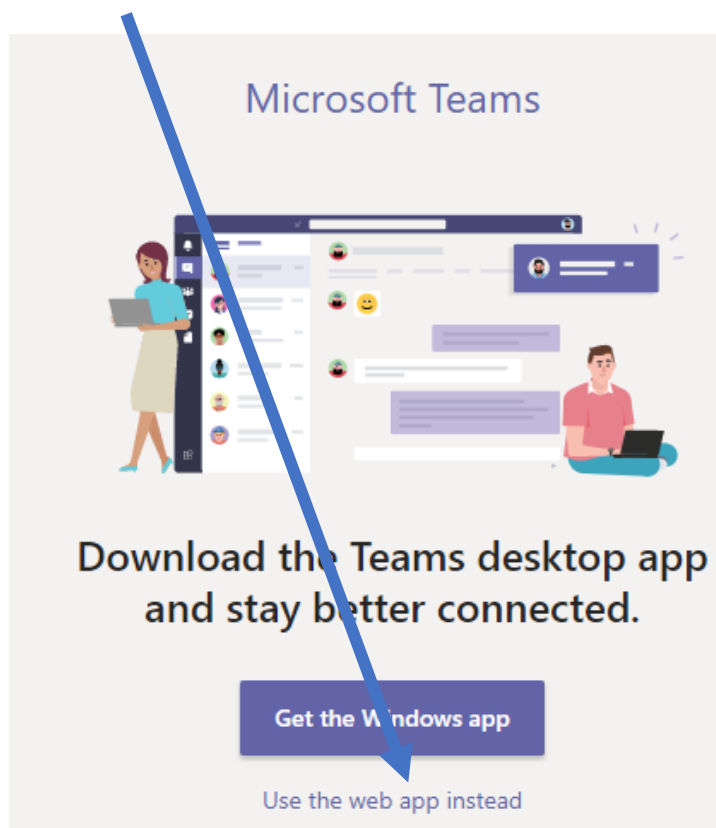
Enter password

Password

[Forgot password?](#)

Sign in

3. Choose the web app option



Logging on using the app

1. Very similar to logging on using a computer/laptop
2. Download the app
3. Click – sign in
4. You log on with your child's school email address (student@stocksbridgehigh.sheffield.sch.uk) and password (password for computers at school).