

Learning Intent: What is E-Safety

Success Criteria



Clueless



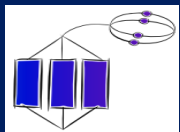
Heard of it



Getting there



Got it!



Owned it!

- I have heard of E-safety
- I understand what type of information I should share with different types of people
- I understand who I should speak to on social networking sites
- I can explain what are the dangers of social media sites and I can keep myself safe whilst using the internet
- I can discuss the dangers of social media interaction and I can suggest ways for other student to stay safe



Housekeeping

Create a new ESafety folder in your Z drive





eSafety- the booklet!

1. Write your name and form on front of booklet

Teacher- Click [here](#) to view the booklet

Students- Open and save the document into your Z drive

R:\ICT\Year 7 ICT\2. Esafety

The internet is used for loads of different things.

In the circle in your booklet, Page 1:

list some of the things you use the internet for

(e.g. research for homework, playing games etc)

Include any websites you use regularly
(e.g. Bebo, Facebook)

Professional or Unprofessional?

E-Mail Addresses

Appropriate for a CV?

XxmissrachxX@hotmail.com

Appropriate for a CV?

pauljones@live.com

Appropriate for a CV?

noiwednesdayfan@googlemail.com

Appropriate for Talking to Friends?

noiwednesdayfan@googlemail.com

Appropriate to accept onto your Friends List?

gemma_c@hotmail.co.uk


Imagine you are creating your profile for a social network website. Use the box below on page 2 to write down the information you would include.

Or

If you use a social network (e.g. Facebook) write down the information you have included in your profile.

facebook

home search social net invite help logout



View More Photos of

View All Friends

Send a Message




Poke




Friend Detailsedit




You are friends with

Friends

54 friendsSee All







Information

Account Info

Name: Jodie Small

Network:

Last Update:

Basic Info

Relationship Status: Single

Looking For:

Birthday:

Hometown: Sheffield

Contact Info

Email:

Personal Info

Political Views:

Favorite Music:

Favorite Movies:

Favorite Books:

About Me:

I'm 23 years old, I like to go out at the weekend and party!! Love all my friends to bits! Like to play sports and go to classes at the gym.

Groups


is in 7 groups. See All

The Wall

Displaying 10 of 10 wall posts. Write Something


All Posts Posts by Posts by Others Wall-to-Wall

Jan 16

 is now friends with


5:59pm - Comment

Jan 16

 is going to


5:56pm - Comment

Jan 12


 is now friends with

5:58pm - Comment

Jan 11

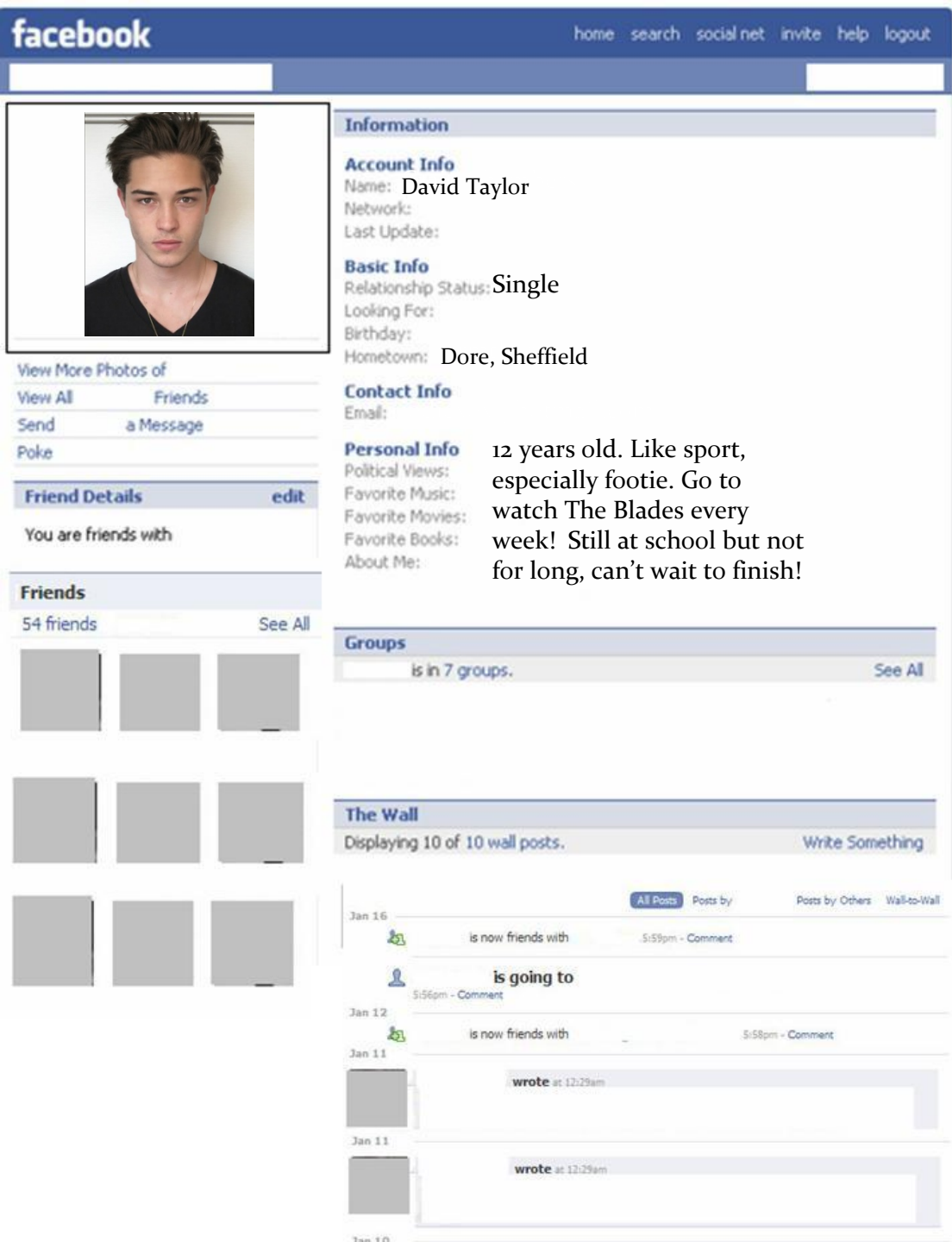
 wrote at 12:29am

Jan 11

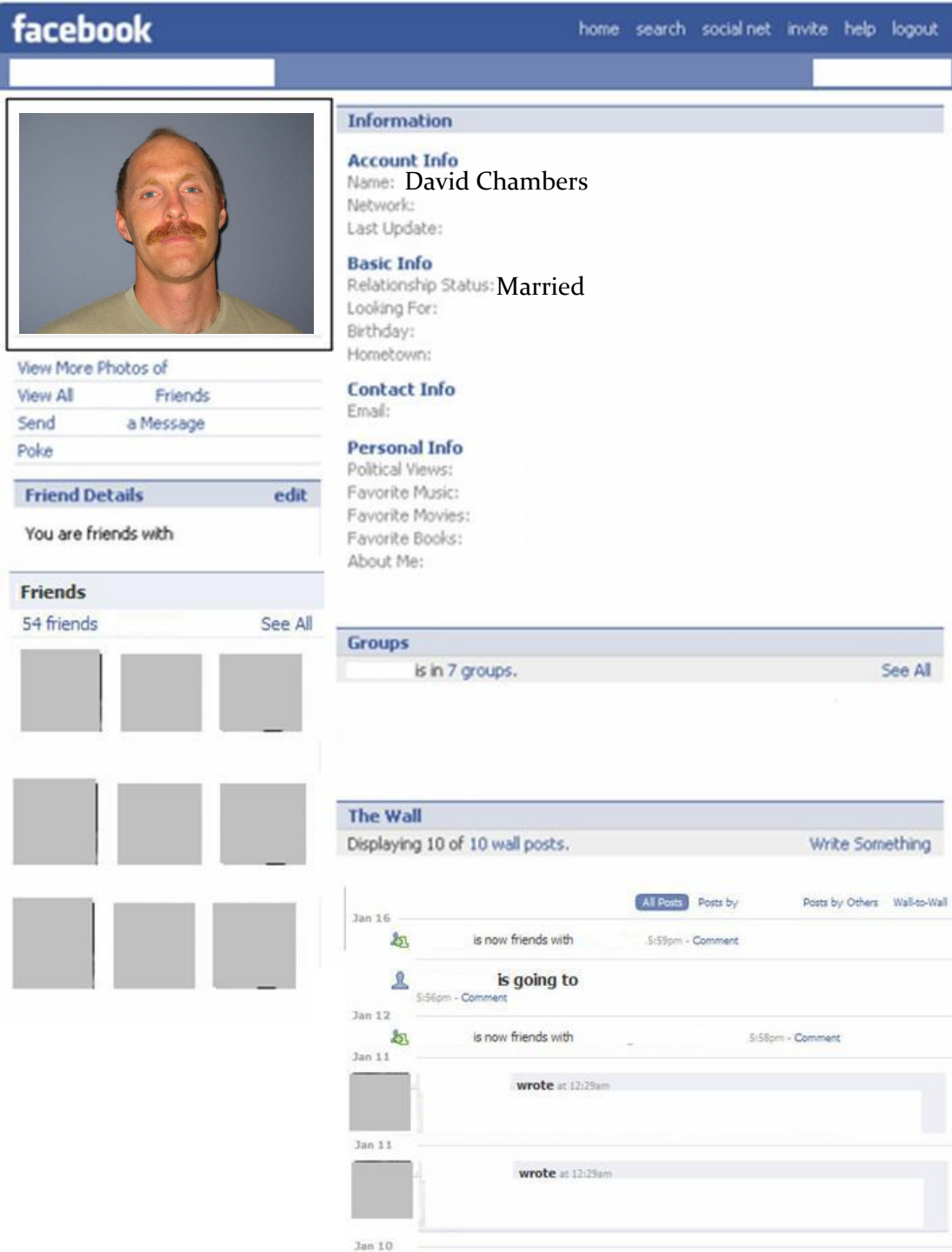
 wrote at 12:29am

Jan 10

Add or Ignore ?



Add or
Ignore
?



Add or
Ignore
?

Appropriate to accept onto your Friends List?

gemma_c@hotmail.co.uk

Key Questions

By the end of the lesson you should be able to answer 3 key questions!

-
1. What is e-safety?
 2. What dangers are linked with social media?
 3. How could you make your online settings more secure?

Personal Information

Discuss with your partner what you think personal information is. Write down your ideas in the box below.

Non-personal information

What sort of information do you think is safe to include in your on-line profile?

Write your ideas in the box

- Cartoon Picture
- Nickname
- Hobbies
- Pets names
- Favourites (TV, Films, Games etc)

Personal Information

PAGE 2

Information that is safe to include in your online profile:

- Cartoon Picture
- Nickname
- Hobbies
- Pets names
- Favourites (TV, Films, Games etc)


Personal Information

PAGE 2

Personal Information Means

Information that is private. You would only share it with your close family.

Cyberstalking –page 3



Think about the film you have watched. In pairs, discuss the film and write down three things the girls did wrong during the film (3 points the film raised about social networking)

3 key points from the film

The girl added as a 'friend' someone who she 'assumed' she knew, thinking it would be someone from school – it turned out to be a much older man

This man was getting info about the girls, not just from their own profile pages but from the pages of their friends as well

Some friends posted information about where the girls were going e.g. town and the art gallery school trip

Some friends posted information about which school they were at so the man knew where to go to follow them

Although he had never met Ellie it was easy for him to spot her as he had seen lots of photos of her on the internet (MSN)

Staying Safe Online

Thinking about what happened in the film, what rules do you think everyone should follow to keep safe when using social networking?

Staying Safe online

Always set your settings to **private** – so only people you have added as friends can see your info

Don't accept as friends or chat to people you don't know

Don't post info about where you are going or your school

If anything happens online that you are unsure or unhappy about use the CEOP Report this button



WALT



Clueless



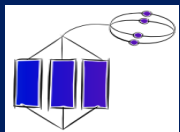
Heard of it



Getting there



Got it!



Owned it!

- I have heard of E-safety
- I understand what type of information I should share with different types of people
- I understand who I should speak to on social networking sites
- I can explain what are the dangers of social media sites and I can keep myself safe whilst using the internet
- I can discuss the dangers of social media interaction and I can suggest ways for other student to stay safe

Scenario 1

Jamie had a job interview at the weekend. The manager liked his CV and his qualifications were above the grades required for the job.

Arriving at the interview, Jamie was asked to step into the managers office straight away. The manager explained that he would no longer be considered for the job because of the inappropriate pictures on his Facebook page.

What should Jamie do to ensure this does not happen again in the future?

Scenario 2

Alex is a Police Officer and has spent two years in the force. He was called into the Constable's office yesterday to be told he would be facing disciplinary action for inappropriate comments made on his Twitter account.

What should Alex have done to protect himself over comments he makes on his Twitter account?

Scenario 3

Christine is 15 years old. She is chatting online to a boy who shares the same interests. Christine is unaware that the boy she is chatting to is really a 55 year old man. He starts asking Christine for some personal information.

What should Christine do? How can she make sure she stays safe?

How do we make our accounts Safe?



Password Strength Meter

Password: 

The password strength meter bar is a horizontal bar with a gradient from red to green. It is divided into four segments: the first two are red, the third is green, and the fourth is grey. The bar is currently filled with the green segment, indicating a strong password.

Password 1

sheffield

Password 2

5heffield05

Password 3

Sheff*o5*ieLD

Our Password Rules



Think of 3 rules for making passwords secure.

Learning Outcomes



Clueless

- I have heard of E-safety



Heard of it

- I understand what type of information I should share with different types of people



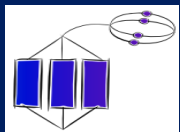
Getting there

- I understand who I should speak to on social networking sites



Got it!

- I can explain what are the dangers of social media sites and I can keep myself safe whilst using the internet



Owned it!

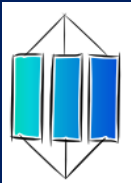
- I can discuss the dangers of social media interaction and I can suggest ways for other student to stay safe

Learning Outcomes



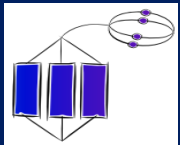
Think of 3 rules for making passwords secure. Make a poster to show your password rules.

Getting there



Create a leaflet on password rules that describes why different password rules are needed. Make sure you make good use of font, colours and pictures!

Got it!



Go to the Year 7 ICT folder and start working on the “E-Safety booklet.

Owned it!

Learning Outcomes



Clueless



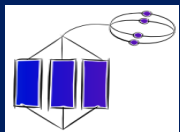
Heard of it



Getting there



Got it!



Owned it!

- I have heard of E-safety
- I understand what type of information I should share with different types of people
- I understand who I should speak to on social networking sites
- I can explain what are the dangers of social media sites and I can keep myself safe whilst using the internet
- I can discuss the dangers of social media interaction and I can suggest ways for other student to stay safe