



## Stocksbridge High School Acceptable and Unacceptable footwear

The following guide has been produced to help parents understand whether or not footwear is acceptable before a purchase is made. Although this list is extensive, please check with us if you are unsure whether uniform is acceptable. This can be done by sending a picture or by bringing the shoes to the pastoral team before they are worn so they can be returned.

A note on boots.


Plain black boots are currently acceptable if covered by trousers to an acceptable length or worn with a knee length skirt. The following illustrates where trousers must finish when boots are worn:



Boots worn with trousers that finish at the red line when the student is stood upright are **unacceptable**.

Boots worn with trousers that finish at the green line when the student is stood upright are **acceptable**.

The following images give examples of shoes that are **acceptable** and **not acceptable** when worn for school, with an explanation or notes that may be useful. To view the image better, click on the image and re-size. (You must use MS word for this, all students have access through Office 365)

Image	Acceptable (Yes/No)	Reason/Notes
	<b>Yes</b>	The above guidance on boots must be followed.

	<p style="text-align: center; color: red; font-size: 2em;"><b>No</b></p>	<p>We class these as trainer style shoes.</p>
	<p style="text-align: center; color: green; font-size: 2em;"><b>Yes</b></p>	<p>These are plain black leather shoes stocked by many retailers.</p>
	<p style="text-align: center; color: green; font-size: 2em;"><b>Yes</b></p>	<p>The shoe is plain black with plain black detail.</p>
	<p style="text-align: center; color: green; font-size: 2em;"><b>Yes</b></p>	<p>The colourful inner sole does not make this unacceptable as it cannot be seen.</p>
	<p style="text-align: center; color: green; font-size: 2em;"><b>Yes</b></p>	
	<p style="text-align: center; color: red; font-size: 2em;"><b>No</b></p>	<p>Pump style trainers are not acceptable in the uniform policy.</p>

	<p style="text-align: center; color: red; font-size: 2em;">No</p>	<p>The sole of the shoe is not black.</p>
	<p style="text-align: center; color: red; font-size: 2em;">No</p>	<p>This is a trainer so cannot be worn.</p>
	<p style="text-align: center; color: red; font-size: 2em;">No</p>	<p>The red stitching means the shoe is not all black. Some parents have managed to colour in the sticking with a permanent marker to make this kind of shoe acceptable.</p>
	<p style="text-align: center; color: red; font-size: 2em;">No</p>	<p>The yellow stitching means the shoe is not all black. Some parents have managed to colour in the sticking with a black permanent marker to make this kind of shoe acceptable.</p>
	<p style="text-align: center; color: red; font-size: 2em;">No</p>	<p>Colouring in the stitching on these shoes will not make them acceptable as the sole is not black.</p>
	<p style="text-align: center; color: red; font-size: 2em;">No</p>	<p>The yellow stitching means the shoe is not all black. Some parents have managed to colour in the sticking with a black permanent marker</p>

		to make this kind of shoe acceptable.
	No	The sole is not all black.
	Yes	
	Yes	Shoes do not need to be lace ups but please make sure the buckles on this style of shoe are black.
	No	The metal rings the laces go through are not black and there is a green label with a make that is not acceptable.
	No	These shoes look acceptable until you blow up the image. The arrow indicates where there is an unacceptable logo. Even though the logo is black, it is not acceptable. Trousers will not cover this logo to make the boots acceptable.



	Yes	
	No	<p>The stitching around the sole is not all black. If your child likes this style of shoe, please look at the similar acceptable pair at the top of the list.</p>
	No	<p>The buckles on the shoe are silver. A similar style would be acceptable if the guidance on boots are followed and the buckles were black.</p>
	Yes	

	<p>No</p>	<p>The buckle on this shoe is silver, not black.</p>
	<p>No</p>	<p>The gold decoration makes these shoes unacceptable. Some parents have previously cut this off on similar shoes to make them acceptable for school.</p>
	<p>No</p>	<p>The silver decoration makes these shoes unacceptable. Some parents previously have cut this off on similar shoes to make them acceptable for school.</p>
	<p>Yes</p>	
	<p>No</p>	<p>The silver decoration on these shoes make them unacceptable.</p>

	<p>No</p>	<p>The silver buckle on these shoes make them unacceptable.</p>
	<p>Yes</p>	
	<p>Yes</p>	<p>Doc Martens shoes have been popular amongst students recently. This shows an acceptable pair, although trousers must cover the yellow tag. These are acceptable as there is no coloured stitching.</p>
	<p>No</p>	<p>The logo on the sole and the green tag make these shoes unacceptable.</p>
	<p>Yes</p>	<p>These shoes would only be acceptable if trousers cover the discreet logo.</p>

	<p>No</p>	<p>The buckles on this boot are not black. The logo is not discreet enough to be acceptable.</p>
	<p>Yes</p>	<p>This style of boots can be worn if the guidance is followed on trouser length.</p>
	<p>Yes</p>	<p>This style of boots can be worn if the guidance is followed on trouser length.</p>
	<p>Yes</p>	<p>This style of boots can be worn if the guidance is followed on trouser length.</p>



	<p><b>No</b></p>	<p>These boots have a gold zip that are unacceptable and the heel is too high to be safe on our school site.</p>
	<p><b>No</b></p>	<p>The heel on these boots are an acceptable length, but the gold detailing makes them unacceptable.</p>